



# DomoFlex®

*The Italian screw driven platform lift*



MADE IN ITALY







# DomoFlex

The Italian screw driven platform lift

## Safety

Thanks to the wide range of specific devices you can move every day in your home without worries.

## Comfort

It is enough a single pressure of the call button to call the platform from the floors.  
The hold-to-run control is compulsory.

## Great versatility

Thanks to the open structure and its 1100 mm gate, DomoFlex **Open** can be installed in attics with reduced heights.

## Why a home lift?

Our homelifts are designed to solve the needs of vertical mobility and to remove architectural barriers in all environments, both private and public.

They represent the ideal solution to overcome the stairs and rediscover the pleasure of moving freely in every moment of the day.

They can be installed both indoor or outdoor, in metal structures or inside a masonry shaft.

They ensure a high level of ride comfort, great reliability and total safety, guaranteed by the automatic emergency lowering in the event of a power failure.

They can be installed in new buildings but they fit perfectly every existing environment, increasing its value.

## Indoor and outdoor homelifts

DomoFlex can be installed both inside and outside the building to ensure maximum accessibility at all levels.

If you do not have a proper shaft, you can connect the lift directly to the balcony or using existing windows modified to obtain the necessary entrances.



## Small elevators for private homes and public environments

Our products are designed for private homes to help you live fully your environment.

Nevertheless, they are the ideal solution to overcome architectural barriers in public places like schools, shops, restaurants, offices and they guarantee the right solution to all needs.



## Masonry shaft or metal structure

The lift travels inside a shaft to guarantee the maximum safety. The shaft can be masonry or concrete inside the house.

We can provide a metal structure designed for indoor or outdoor, certified according to the anti-seismic rules. The structure has multiple finishes and can be completely glazed to ensure a good aesthetic result, lightness and visibility.



## Swing doors or automatic doors

DomoFlex lifting platforms are offered with swing glazed doors as standard. They guarantee maximum visibility and passive safety.

They can be equipped with the MyDomo motorized double swing doors (optional) to make it comfortable and easier for everyone to enter the platform.





DomoFlex

*Capriccio*



## Exclusive design

Unique in its design, DomoFlex Capriccio offers continuous light cuts that cross each other creating a perfect harmony.

## Environments

The cosmopolitan design has awesome shapes and colors. The large glass surfaces of the structure and doors allows it to be placed in any environment.

## Functional beauty

The essential beauty of DomoFlex Capriccio is given by the elements arranged in a sober, functional and intuitive way. Simplicity, highest safety and search for beauty represent the essence of our elevators.

# DomoFlex

The Italian screw driven platform lift



Mechanical equipment cladding \_

COP safety edge \_

COP \_

Platform wall \_

Gate (BL/GL version) \_

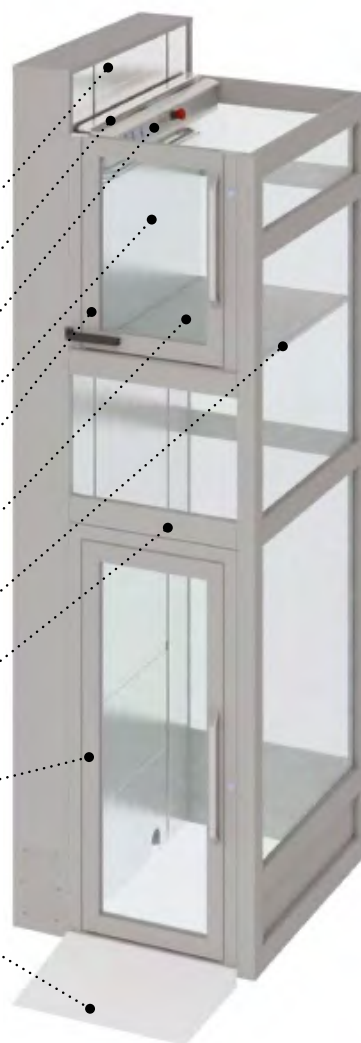
Platform floor \_

Safety platform edges \_

Structure (BL/GL version) \_

Landing door (bl/gl version) \_

Access ramp  
(pitless version) \_



purely indicative drawing

## COMFORT

### Silence without compromises



DomoFlex is the most silent Italian screw-driven platform lift (as quiet

as a modern refrigerator at 48 dB).

### Travel comfort

The motor is controlled by an inverter that provides a great travel comfort and soft start & stop.

### Intermediate floors

DomoFlex is the only platform that can also be installed on the slab of intermediate floors, allowing last floors to be connected without structural building works.

## SIMPLICITY

### No pit or masonry works required

Designed to be placed on finished floors. No need for pits or masonry works.

### Onboard control panel and motor

The external cabinet or machine room are not necessary, thanks to reduced dimensions of the motor and control panel that are installed behind the platform wall.

### Reduced installation time

The pre-assembled mechanical kit and the pre-wired electrical components allow a fast installation.

## SAFETY

### Antiseismic structure

DomoFlex is the only screw-driven platform with an antiseismic structure, designed for maximum safety in any condition.

### Anti black-out system

The platform is equipped with an emergency device which moves the platform down to the first available floor in case of power failure.

### External supply panel with emergency controls

An additional security to move the device in case of emergency.





## Doors



### LUMIERE

Swing door, manual or motorised, available in natural aluminium or RAL painted



### LUMIERE GATE

Swing door, manual or motorised, available in natural aluminium or RAL painted



### MYDOMO GL

Motorized double swing door available in natural aluminium or RAL painted

## Finishes

	Indoor	Open Indoor	Outdoor	Open Outdoor
<b>PLATFORM WALL &amp; MECHANICAL EQUIPMENT CLADDING</b>				
Skinplate	■	■	■	—
Scotch brite stainless steel	□	□	□	■
High platform wall - H 2100 mm	□	—	□	—
<b>FLOOR</b>				
Linoleum	■	■	■	—
Round studded rubber	⊗	⊗	⊗	⊗
5 bar aluminium tread plate	□	□	□	■
Granite agglomerate	□	□	□	□
<b>STRUCTURE</b>				
RAL painted stainless steel (AreaLift range) - Mod. CROSS 50.2	—	—	■	■
Stainless steel - Mod. CROSS 50.2	—	—	□	□
Aluminium superslim - Mod. SHELL	■	■	—	—
<b>COP</b>				
Aluminium profile with LED strip	■	■	■	■
<b>HANDRAIL</b>				
Aluminium profile	■	■	■	■
<b>LANDING DOORS</b>				
Lumiere GL (glazed) natural aluminium	■	■	■	■
Lumiere GL (glazed) RAL painted (AreaLift range)	□	□	□	□
Lumiere BL (blind) natural aluminium or RAL painted	□	□	□	□
Lumiere FGL (Full Glass)	—	—	□	□
MyDomo GL (glazed) natural aluminium	□	—	—	—
MyDomo BL (blind) in painted aluminium (AreaLift range)	□	—	—	—
<b>LANDING GATE</b>				
GL (glazed) natural aluminium	—	■	—	■
GL (vetrato) RAL painted aluminium (AreaLift range)	—	□	—	□
BL (blind) natural aluminium or RAL painted (AreaLift range)	—	□	—	□
FGL (Full Glass)	—	—	—	□
<b>CUSTOMIZATIONS</b>				
Capriccio set up	□	□	□	□
Half wall mirror (only for high platform wall)	□	—	□	—
Access ramp	□	□	□	□
Lumiere door / Lumiere gate motorization	□	□	□	□
LOP on the wall	□	□	□	□
Switch key	□	□	□	□
Outdoor Kit (cataphoresis treatment - IP54 push buttons)	—	—	□	□
Stainless steel door handle	□	□	□	□
<b>SAFETY DEVICES</b>				
Sensitive platform edges	■	■	■	■
Sensitive COP edge	■	■	■	■
Automatic emergency descent	■	■	■	■
Main switch panel with emergency controls	■	■	■	■
Acoustic Alarm button	■	■	■	■
Emergency Stop button	■	■	■	■


■ Standard □ Optional ⊗ Optional (without extra-price) — Not available

# Finishes

## PLATFORM AND EQUIPMENT WALL - SKINPLATE



**F12PPS**  
Stainless-Look - Standard



**A80SMA**  
White Ice




**F21PVA**  
Dotted Silver




**DT 64**  
Kaki Fabric

## PLATFORM AND EQUIPMENT WALL - ST. STEEL



**Scotch Brite**  
Stainless Steel




**Mirror**  
Stainless Steel

## STRUCTURE AND DOORS



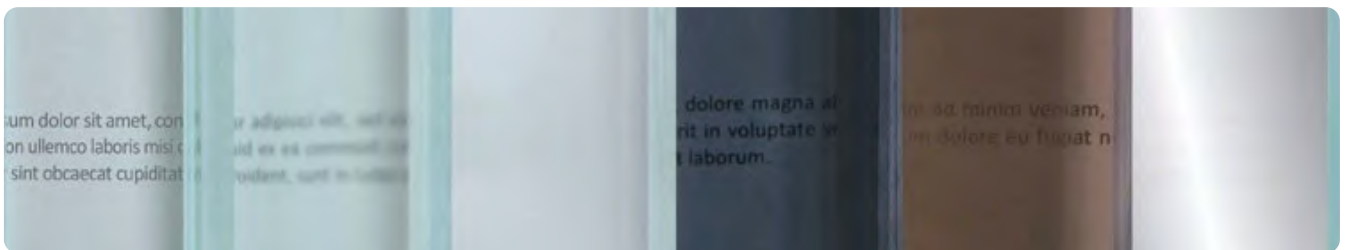
**RAL Painting**  
AreaLift range

## ACCESSORIES AND DOORS



**Anodized aluminium**  
Standard

## GLASSES AND MIRRORS



Natural

Acid  
Etched

Natural  
Milky White

Smoke Grey

Bronze Stopsol

Half wall mirror  
Only for high platform wall

### PLATFORM WALLS


DomoFlex can be configured in two versions:

- 🏠 half-height wall (H 1100 mm)
- 🏠 full height wall (H 2100 mm) with the possibility of applying a mirror.

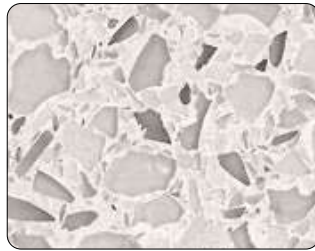


# Floors


## GRANITE AGGLOMERATE



**GRANIT RS607**  
White



**GRANIT TC2400**  
White Mix



**GRANIT TC2402**  
Grey




**GRANIT RS646**  
Black

## PVC "ETERNAL COLLECTION" - Standard



**13772**  
Eternal Brushed Aluminium



**13712**  
Eternal Brushed Chrome




**42292**  
Eternal Charcoal Slate

## ROUND STUDDED RUBBER



**G804**  
Light Grey



**N004**  
Black

## ALUMINIUM



5 bar aluminium tread plate


### COP

COP and handrail in natural anodized aluminium.

### BUTTONS

🏠 **Control buttons on the platform** (54 x 54 mm) with embossed decoration. Matt stainless steel finish. Blue backlight. IP54 protection.

🏠 **Round control buttons** (Ø 29.6 mm) with indications in braille and blue backlighting.



# DomoFlex Indoor



Indoor



Suggested use



Suggested use



Max payload



230 VAC single phase

## LIGHTLY BUILT AND ELEGANT

The platform is provided with an ultra-light and elegant aluminium glazed structure. It's been designed to be installed in every kind of building and in existing attics.

## REDUCED ROOM REQUIREMENTS AND OPTIMIZED SPACE

Thanks to structure's reduced dimensions, it's ideal whenever comfort is required and limited installation space is available. It can be installed indoor for travels up to 10 m.

## COMFORT AND SAFETY

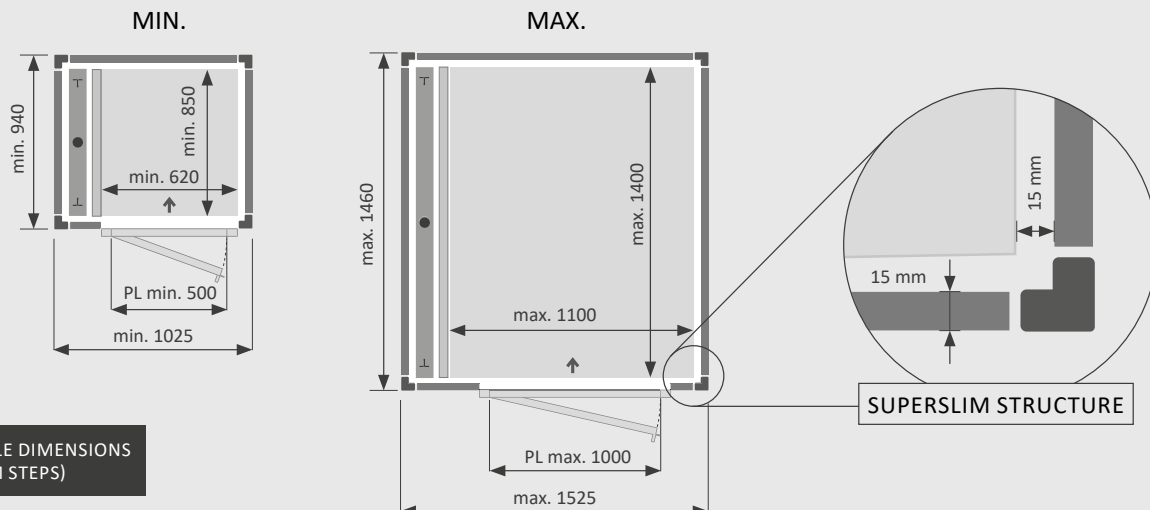
The technology used and the safety devices allow a high travel comfort and great reliability.

Traction	Screw-driven
Payload	340 - 400 kg
Pit	Not necessary
Max travel	10 m
Min. headroom	2170 mm (with 2000 mm door height)
Min. platform thickness	50 mm
Max speed	15 cm/s
Power supply	230 Vac, single phase
Rated Power	2.2 kW
Absorbed power	10A max
Cycles/hour	20 max
Entrances	Single, opposite, adjacent or triple
Noise level	Less than 48 dB
Control panel	Integrated in the platform
Supply and main switch panel	External (300 x 250 x 120 mm)
Safety systems	Sensible edges (perimetric and on the COP) - Emergency stop button - Acoustic alarm button - Overload sensors - Emergency descent
Reference Standard	EN 81-41



POSSIBILITY OF HANGING GUIDES FOR NON-BEARING SLABS

## EXAMPLES OF INSTALLATION WITH SUPERSLIM STRUCTURE



# DomoFlex Open **Indoor**



Indoor



Suggested use



Suggested use



Max payload



230 VAC single phase

## GREAT VERSATILITY

The ideal solution for different requirements and installations. It doesn't need a pit. Short assembly time.

## REDUCED HEADROOM

It can be installed in existing penthouses or lofts with lower ceilings thanks to its open structure and to the 1100 mm high gate.



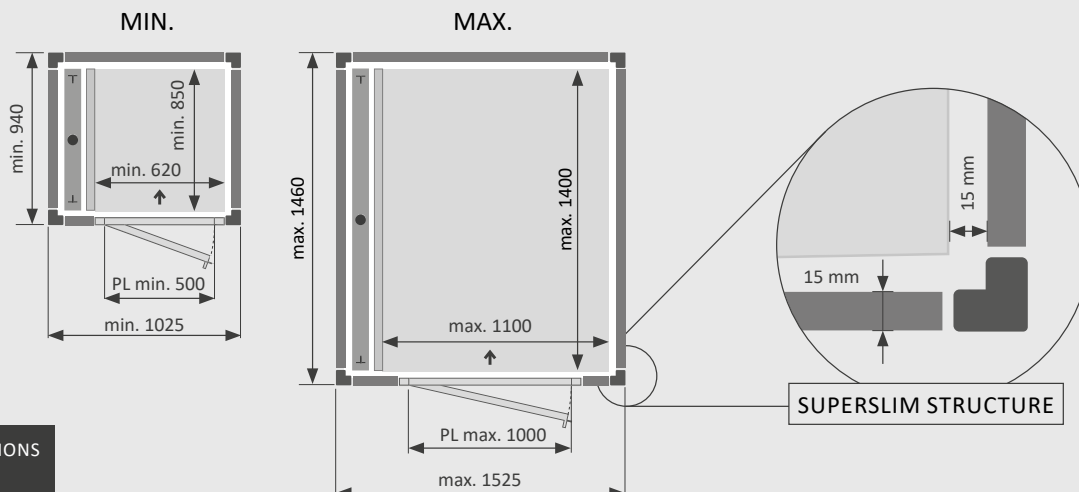
48 dB



Traction	Screw-driven
Payload	340 - 400 kg
Pit	Not necessary
Height of equipment wall	1350 mm
Max travel	3,6 m
Min. headroom	1600 mm
Min. platform thickness	50 mm
Max speed	15 cm/s
Power supply	230 Vac, single phase
Rated Power	2.2 kW
Absorbed power	10A max
Cycles/hour	20 max
Entrances	Single, opposite, adjacent or triple
Noise level	Less than 48 dB
Control panel	Integrated in the platform
Supply and main switch panel	External (300 x 250 x 120 mm)
Safety systems	Sensible edges (perimetric and on the COP) - Emergency stop button - Acoustic alarm button - Overload sensors - Emergency descent
Reference Standard	D.M. 2006/42/CE EN 81-41 with travel up to 3mt

FOR INDOOR INSTALLATION

## EXAMPLES OF INSTALLATION WITH SUPERSLIM STRUCTURE



CUSTOMIZABLE DIMENSIONS  
(5 MM STEPS)

SUPERSLIM STRUCTURE

# DomoFlex Outdoor



Outdoor



Suggested use



Suggested use



Max payload



230 VAC single phase

## STRONG ANTI-SEISMIC STRUCTURE

The structure has been designed to be safely used in outdoor installation according to Italian anti-seismic regulations.

## INDOOR AND OUTDOOR INSTALLATION

The platform is suited to connect indoor or outdoor floors in lofts, penthouses, balconies and wherever fixing possibilities are limited.

## OUTDOOR SAFETY & COMFORT

This lift offers great travel comfort and reliability even when installed outdoor. The conveyed airflow and stop-sol glazed panels keep an acceptable temperature level.



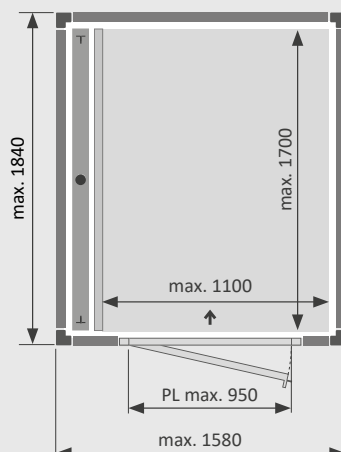
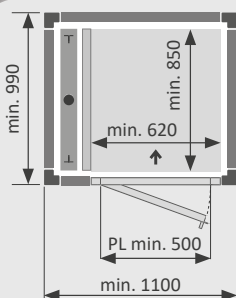
Traction	Screw-driven
Payload	340 - 400 - 500 kg
Pit	Not necessary
Max travel	12 m
Min. headroom	2140 mm (with 2000 mm door height)
Min. platform thickness	50 mm
Max speed	15 cm/s
Power supply	230 Vac, single phase
Rated Power	2.2 kW
Absorbed power	10A max
Cycles/hour	20 max
Entrances	Single, opposite, adjacent or triple
Noise level	Less than 48 dB
Control panel	Integrated in the platform
Supply and main switch panel	External (300 x 250 x 120 mm)
Safety systems	Sensible edges (perimetric and on the COP) - Emergency stop button - Acoustic alarm button - Overload sensors - Emergency descent
Reference Standard	EN 81-41

IDEAL FOR  
OUTDOOR

### EXAMPLES OF INSTALLATION WITH STRUCTURE

MIN.

MAX.

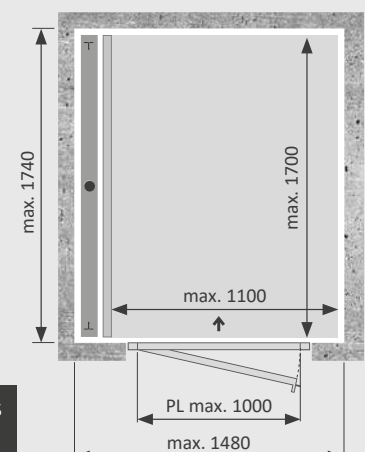
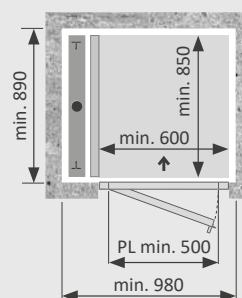


CUSTOMIZABLE DIMENSIONS  
(5 MM STEPS)

### EXAMPLES OF INSTALLATION WITHIN A MASONRY SHAFT

MIN.

MAX.



CUSTOMIZABLE DIMENSIONS  
(5 MM STEPS)

# DomoFlex Open **Outdoor**



Outdoor



Suggested use



Suggested use



Max payload



230 VAC single phase

## GREAT VERSATILITY

The ideal solution for different requirements and installations. It doesn't need a pit. Short assembly time.

## REDUCED HEADROOM

Thanks to the open structure and equipped with a 1100 mm gate, it is ideal installation in attics with reduced heights.

## SUITABLE FOR INSTALLATION IN MASONRY SHAFTS

The platform lift can be supplied with a complete structure or installed in a masonry shaft (or mounted inside an existing structure).



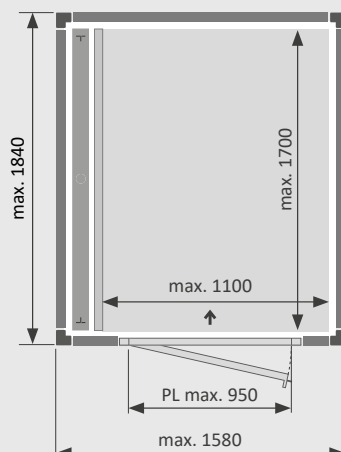
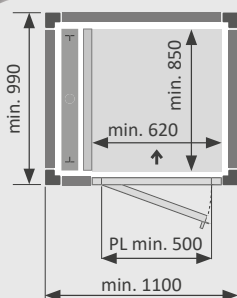
Traction	Screw-driven
Payload	340 - 400 - 500 kg
Pit	Not necessary
Height of equipment wall	1350 mm
Max travel	3,6 m
Min. headroom	1600 mm
Min. platform thickness	50 mm
Max speed	15 cm/s
Power supply	230 Vac, single phase
Rated Power	2.2 kW
Absorbed power	10A max
Cycles/hour	20 max
Entrances	Single, opposite, adjacent or triple
Noise level	Less than 48 dB
Control panel	Integrated in the platform
Supply and main switch panel	External (300 x 250 x 120 mm)
Safety systems	Sensible edges (perimetric and on the COP) - Emergency stop button - Acoustic alarm button - Overload sensors - Emergency descent
Reference Standard	D.M. 2006/42/CE EN 81-41 with travel up to 3mt

**IDEAL FOR  
OUTDOOR AND LOFTS**

### EXAMPLES OF INSTALLATION WITH STRUCTURE

MIN.

MAX.

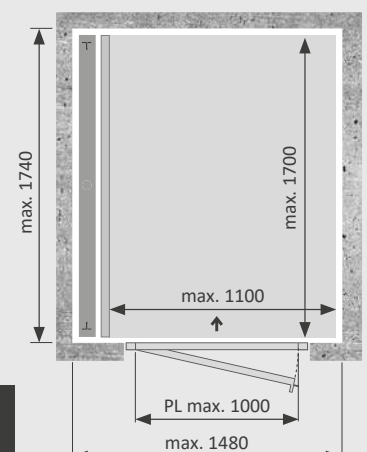
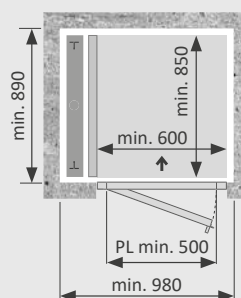


**CUSTOMIZABLE DIMENSIONS  
(5 MM STEPS)**

### EXAMPLES OF INSTALLATION WITHIN A MASONRY SHAFT

MIN.

MAX.



**CUSTOMIZABLE DIMENSIONS  
(5 MM STEPS)**

## Who we are

AreaLift is a young company established by professionals with long experience in the vertical transport sector.

AreaLift is specialized in the design and production of home and platform lifts to overcome differences in height up to 12 meters.

Our products are sold in over 30 countries worldwide!

## Made in Italy

What makes us unique is the Italian style and the attention to quality which comes from our history as a manufacturing company.

Functional and comfortable, AreaLift's lifting platforms allow you to move easily, in perfect autonomy and with the charm that distinguishes the Italian style.

## LiftingItalia and AreaLift

The group consists of two young and dynamic companies that work in perfect synergy completing each other.

LiftingItalia - Established in 2003, is the parent company and today is specialized in the production of **high quality homelifts**.

AreaLift - Established in 2006, is a company **specialized in accessibility solutions and vertical mobility**.



### AREALIFT S.r.l.

Via Caduti del Lavoro, 22  
43058 Bogolese di Sorbolo - Parma, Italy  
Tel. +39 0521 695311

[www.arealift.com](http://www.arealift.com)



Authorized reseller